


Luminaire Photograph



Light Output Ratio:	87.5%	
Luminaire Power:	14.83 W	
SHR Nominal:	0.50	Calculated using the TM5
SHR Maximum:	0.60	fine grid method.

C Range: 0 - 360DEG
C Interval: 30.0DEG
Test Speed: HIGH
Temperature: 25.3 °C
Operators: zoe
Test Date: 2025-01-02

Range: 0 - 180DEG
Interval: 1.0DEG
Test System: EVERFINE GO-SPEX500_V1 SYSTEM V2.00.461
Humidity: 65.0%
Test Distance: 3.160m [K=1.0000]
Remarks: LAMP: BXRE-30G10TH-A-83 Ra:90
LENS: PM-0132B 36R
NOT DRIVER: 48V
30minutes warm-up

LUMINOUS INTENSITY DISTRIBUTION DIAGRAM

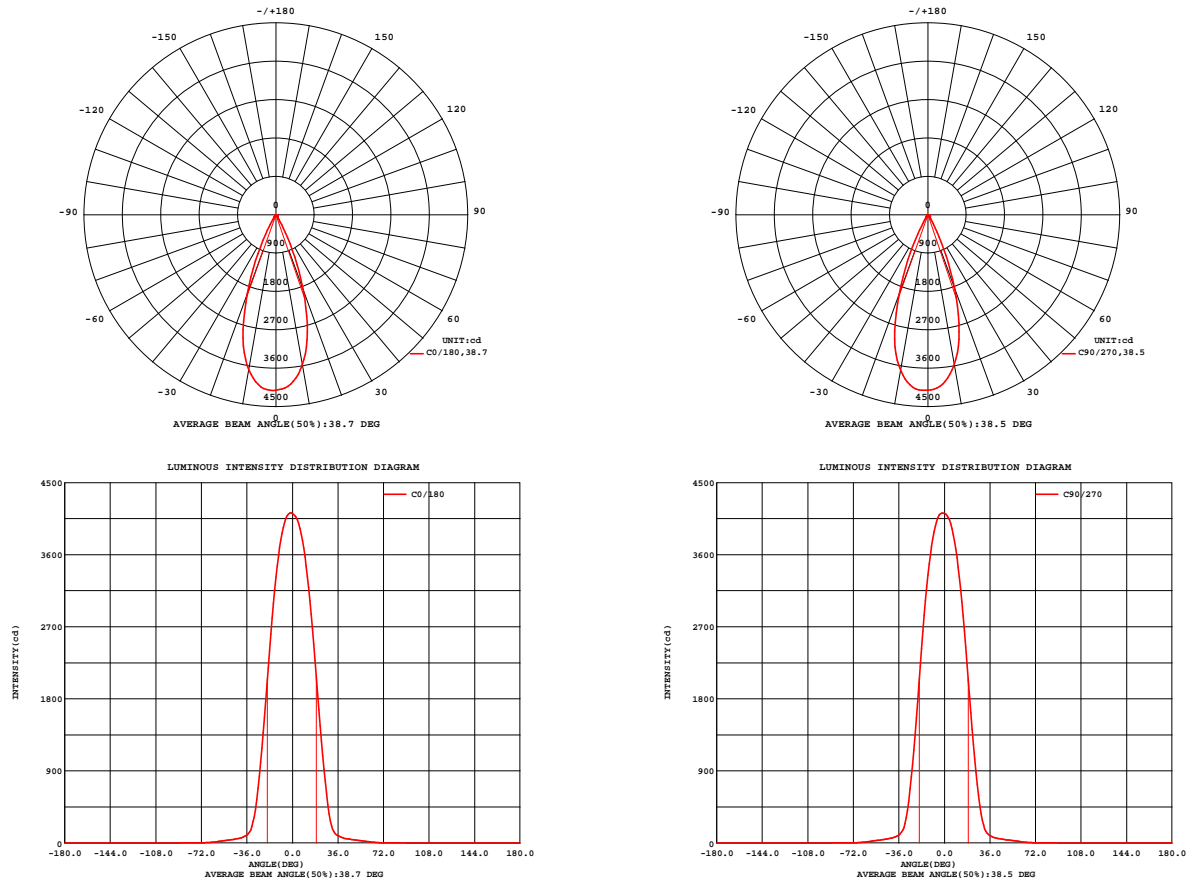


Fig. C0/C180

Fig. C90/C270

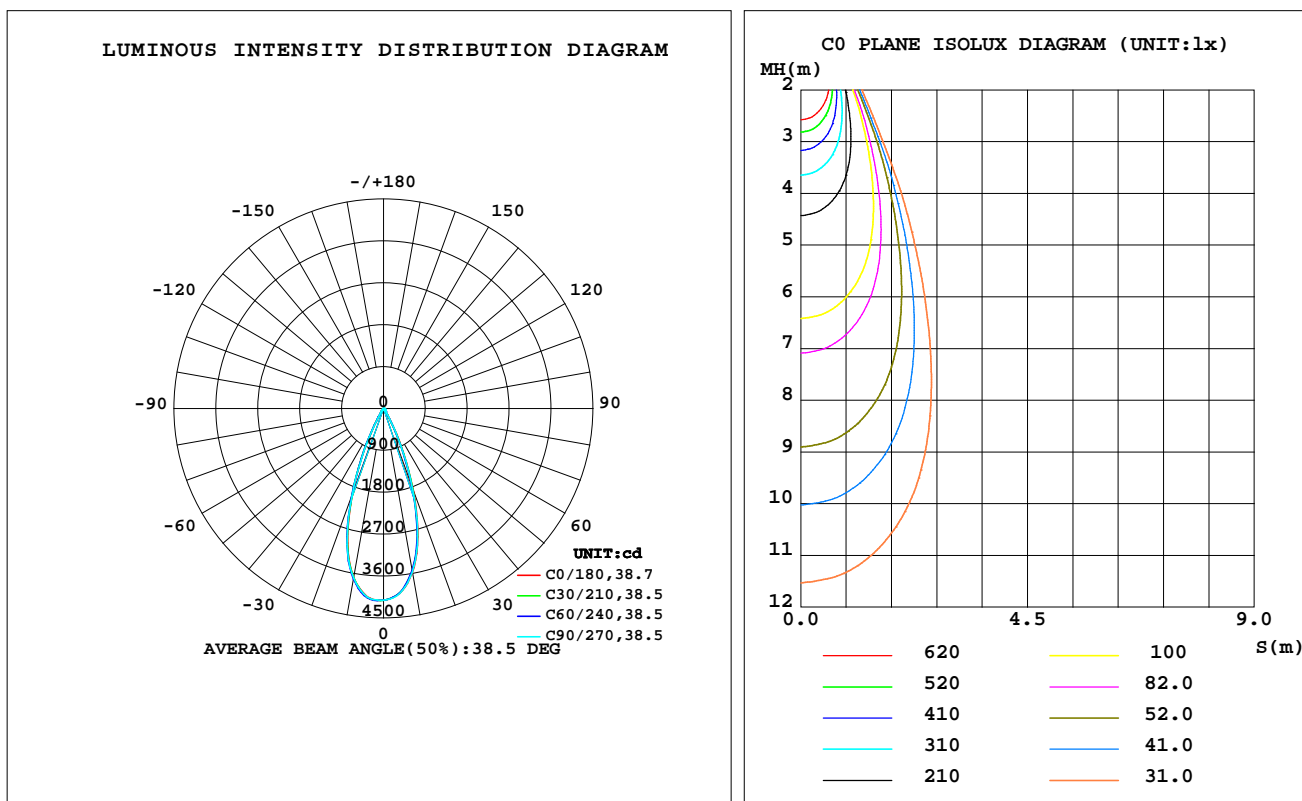
C Range: 0 - 360DEG
C Interval: 30.0DEG
Test Speed: HIGH
Temperature: 25.3 °C
Operators: zoe
Test Date: 2025-01-02

Range: 0 - 180DEG
Interval: 1.0DEG
Test System: EVERFINE GO-SPEX500_V1 SYSTEM V2.00.461
Humidity: 65.0%
Test Distance: 3.160m [K=1.0000]
Remarks: LAMP: BXRE-30G10TH-A-83 Ra: 90
LENS: PM-0132B 36R
NOT DRIVER: 48V
30minutes warm-up

LUMINAIRE PHOTOMETRIC TEST REPORT

Test:U:47.997V I:0.3090A P:14.831W PF:1.0000 Freq:49.99Hz Lamp Flux:1994.65x1 lm		
NAME: OZ48-SA-HE-64	TYPE:	WEIGHT:
SPEC.: 3000K	DIM.:	SERIAL No.: 2501020007
MFR.: RISE	SUR.: 0.002826m2	Shielding Angle:

DATA OF LAMP		PHOTOMETRIC DATA Eff: 117.73 lm/W			
MODEL	Brideglux	I _{max} (cd)	4125	S/MH(C0/180)	0.61
NOMINAL POWER(W)	15	LOR(%)	87.5	S/MH(C90/270)	0.61
RATED VOLTAGE(V)	48	TOTAL FLUX(lm)	1746.0	UP,DN(C0-180)	0.0,42.7
NOMINAL FLUX(lm)	1994.65	CIE CLASS	DIRECT	UP,DN(C180-360)	0.0,44.8
LAMPS INSIDE	1	up(%)	0.0	CIBSE SHR NOM	0.50
TEST VOLTAGE(V)	48	down(%)	87.5	CIBSE SHR MAX	0.60



C Range: 0 - 360DEG
C Interval: 30.0DEG
Test Speed: HIGH
Temperature:25.3℃
Operators:zoe
Test Date:2025-01-02

Range: 0 - 180DEG
Interval: 1.0DEG
Test System:EVERFINE GO-SPEX500_V1 SYSTEM V2.00.461
Humidity:65.0%
Test Distance:3.160m [K=1.0000]
Remarks: LAMP:BXRE-30G10TH-A-83 Ra:90
LENS:PM-0132B 36R
NOT DRIVER:48V
30minutes warm-up

ZONAL FLUX DIAGRAM

ZONAL FLUX DIAGRAM:

	C0	C45	C90	C135	C180	C225	C270	C315		zone	total	%lum,lamp
10	3575	3539	3565	3614	3687	3707	3703	3633	0- 10	371.1	371.1	21.3,18.6
20	1869	1810	1827	1880	1982	1999	1988	1932	10- 20	785.6	1157	66.3,58
30	275.6	271.0	280.9	283.0	320.9	307.5	311.8	284.8	20- 30	437.3	1594	91.3,79.9
40	64.02	66.54	66.31	66.32	67.36	69.20	68.22	64.39	30- 40	79.39	1673	95.8,83.9
50	36.55	37.86	38.03	37.33	37.30	38.08	38.19	36.66	40- 50	38.41	1712	98,85.8
60	16.17	17.17	17.69	16.16	15.48	15.61	16.03	15.86	50- 60	24.68	1737	99.5,87.1
70	3.072	3.394	3.535	3.383	2.882	3.019	3.075	3.142	60- 70	8.570	1745	99.9,87.5
80	0.0903	0.0744	0.0892	0.0786	0.0842	0.0672	0.0774	0.0607	70- 80	0.8821	1746	100,87.5
90	0	0	0	0	0	0	0	0	80- 90	0.0600	1746	100,87.5
100	0	0	0	0	0	0	0	0	90-100	0	1746	100,87.5
110	0	0	0	0	0	0	0	0	100-110	0	1746	100,87.5
120	0	0	0	0	0	0	0	0	110-120	0	1746	100,87.5
130	0	0	0	0	0	0	0	0	120-130	0	1746	100,87.5
140	0	0	0	0	0	0	0	0	130-140	0	1746	100,87.5
150	0	0	0	0	0	0	0	0	140-150	0	1746	100,87.5
160	0	0	0	0	0	0	0	0	150-160	0	1746	100,87.5
170	0	0	0	0	0	0	0	0	160-170	0	1746	100,87.5
180	0	0	0	0	0	0	0	0	170-180	0	1746	100,87.5
DEG	LUMINOUS INTENSITY:cd									UNIT:lm		

C Range: 0 - 360DEG
 C Interval: 30.0DEG
 Test Speed: HIGH
 Temperature:25.3℃
 Operators:zoe
 Test Date:2025-01-02

Range: 0 - 180DEG
 Interval: 1.0DEG
 Test System:EVERFINE GO-SPEX500_V1 SYSTEM V2.00.461
 Humidity:65.0%
 Test Distance:3.160m [K=1.0000]
 Remarks: LAMP:BXRE-30G10TH-A-83 Ra:90
 LENS:PM-0132B 36R
 NOT DRIVER:48V
 30minutes warm-up

LUMINANCE LIMITATION CURVES

Test:U:47.997V I:0.3090A P:14.831W PF:1.0000 Freq:49.99Hz
Lamp Flux:1994.65x1 lm

NAME: OZ48-SA-HE-64

TYPE:

WEIGHT:

SPEC.: 3000K

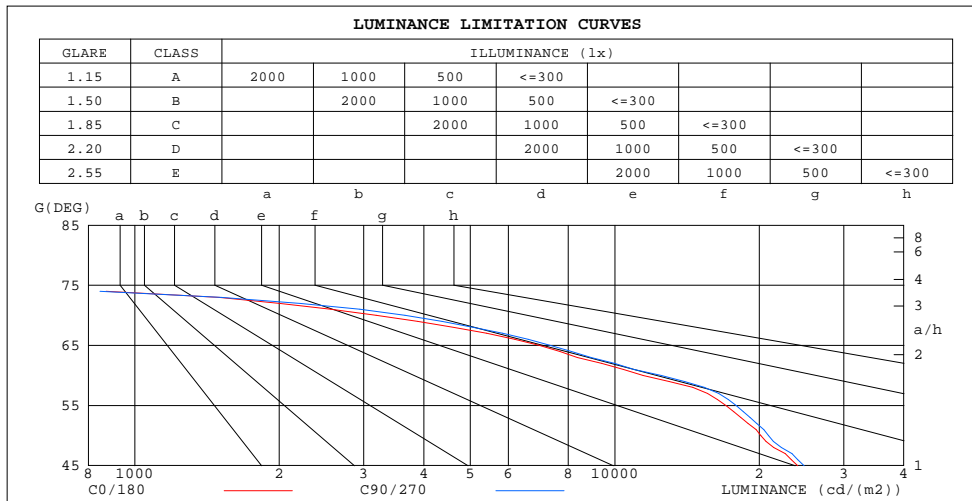
DIM.:

SERIAL No.: 2501020007

MFR.: RISE

SUR.: 0.002826m2

Shielding Angle:



LUMINANCE cd/(m2)		
G(180)	G(270)	LUMINANCE
85	304	275
80	184	182
75	393	420
70	3182	3656
65	6962	7341
60	11455	12511
55	17038	17905
50	20144	20922
45	24061	24781

C Range: 0 - 360DEG
C Interval: 30.0DEG
Test Speed: HIGH
Temperature:25.3℃
Operators:zoe
Test Date:2025-01-02

Range: 0 - 180DEG
Interval: 1.0DEG
Test System:EVERFINE GO-SPEX500_V1 SYSTEM V2.00.461
Humidity:65.0%
Test Distance:3.160m [K=1.0000]
Remarks: LAMP:BXRE-30G10TH-A-83 Ra:90
LENS:PM-0132B 36R
NOT DRIVER:48V
30minutes warm-up

CU AND LUMINAIRE BUDGETARY ESTIMATE DIAGRAM

Test:U:47.997V I:0.3090A P:14.831W PF:1.0000 Freq:49.99Hz
Lamp Flux:1994.65x1 lm

NAME: OZ48-SA-HE-64

TYPE:

WEIGHT:

SPEC.: 3000K

DIM.:

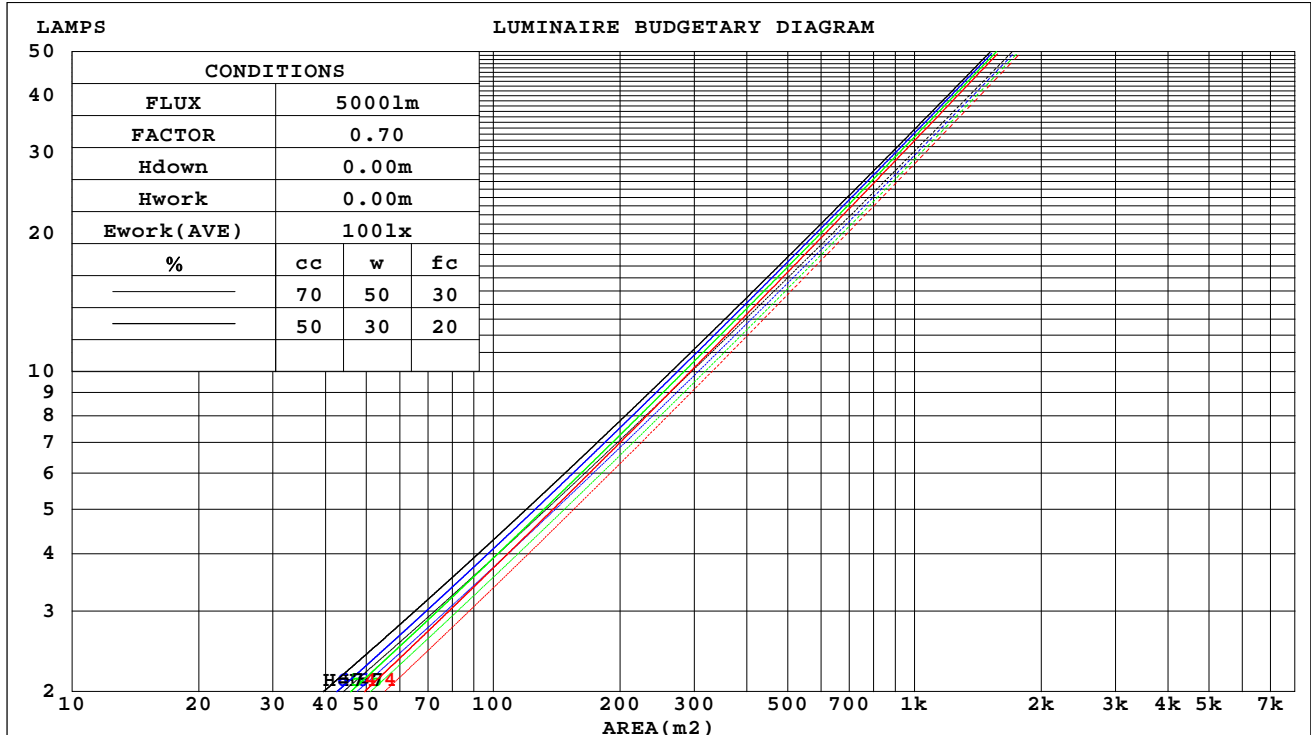
SERIAL No.: 2501020007

MFR.: RISE

SUR.: 0.002826m2

Shielding Angle:

cc	80%			70%			50%			30%			10%			0
w	50%	30%	10%	50%	30%	10%	50%	30%	10%	50%	30%	10%	50%	30%	10%	0
fc	20%			20%			20%			20%			20%			0
RCR	RCR:Room Cavity Ratio															



C Range: 0 - 360DEG
C Interval: 30.0DEG
Test Speed: HIGH
Temperature:25.3℃
Operators:zoe
Test Date:2025-01-02

Range: 0 - 180DEG
Interval: 1.0DEG
Test System:EVERFINE GO-SPEX500_V1 SYSTEM V2.00.461
Humidity:65.0%
Test Distance:3.160m [K=1.0000]
Remarks: LAMP:BXRE-30G10TH-A-83 Ra:90
LENS:PM-0132B 36R
NOT DRIVER:48V
30minutes warm-up

WEC AND CCEC

Test:U:47.997V I:0.3090A P:14.831W PF:1.0000 Freq:49.99Hz Lamp Flux:1994.65x1 lm		
NAME: OZ48-SA-HE-64	TYPE:	WEIGHT:
SPEC.: 3000K	DIM.:	SERIAL No.: 2501020007
MFR.: RISE	SUR.: 0.002826m2	Shielding Angle:

cc	80%			70%			50%			30%			10%			0	
w	50%	30%	10%	50%	30%	10%	50%	30%	10%	50%	30%	10%	50%	30%	10%	0	
fc	20%			20%			20%			20%			20%			0	
RCR	RCR:Room Cavity Ratio						Wall Exitance Coefficients(WEC)										
0.0																	
1.0	.134	.076	.024	.128	.073	.023	.117	.067	.021	.107	.062	.020	.098	.057	.018		
2.0	.126	.069	.021	.121	.067	.021	.112	.062	.019	.104	.058	.018	.096	.054	.017		
3.0	.119	.063	.019	.115	.061	.018	.107	.058	.018	.100	.055	.017	.093	.052	.016		
4.0	.112	.058	.017	.109	.057	.017	.102	.054	.016	.096	.052	.016	.090	.049	.015		
5.0	.106	.054	.016	.103	.053	.015	.098	.051	.015	.092	.049	.014	.088	.047	.014		
6.0	.101	.051	.014	.098	.050	.014	.093	.048	.014	.089	.046	.014	.085	.045	.013		
7.0	.096	.048	.013	.094	.047	.013	.090	.045	.013	.086	.044	.013	.082	.043	.013		
8.0	.092	.045	.013	.090	.044	.013	.086	.043	.012	.083	.042	.012	.079	.041	.012		
9.0	.088	.043	.012	.086	.042	.012	.083	.041	.012	.080	.040	.011	.077	.039	.011		
10.0	.084	.040	.011	.083	.040	.011	.080	.039	.011	.077	.038	.011	.074	.037	.011		

cc	80%			70%			50%			30%			10%			0	
w	50%	30%	10%	50%	30%	10%	50%	30%	10%	50%	30%	10%	50%	30%	10%	0	
fc	20%			20%			20%			20%			20%			0	
RCR	RCR:Room Cavity Ratio						Ceiling Cavity Exitance Coefficients(CCEC)										
0.0	.167	.167	.167	.143	.143	.143	.097	.097	.097	.056	.056	.056	.018	.018	.018		
1.0	.148	.138	.128	.127	.118	.111	.087	.081	.076	.050	.047	.044	.016	.015	.014		
2.0	.134	.116	.101	.114	.100	.088	.078	.069	.061	.045	.040	.036	.014	.013	.012		
3.0	.121	.099	.082	.104	.086	.071	.071	.059	.050	.041	.035	.029	.013	.011	.010		
4.0	.111	.086	.067	.095	.074	.058	.066	.052	.041	.038	.030	.024	.012	.010	.008		
5.0	.103	.076	.055	.088	.065	.048	.061	.046	.034	.035	.027	.020	.011	.009	.007		
6.0	.095	.067	.047	.082	.058	.041	.057	.041	.029	.033	.024	.017	.011	.008	.006		
7.0	.089	.060	.040	.077	.052	.035	.053	.037	.025	.031	.022	.015	.010	.007	.005		
8.0	.084	.054	.034	.072	.047	.030	.050	.033	.021	.029	.020	.013	.009	.006	.004		
9.0	.079	.050	.030	.068	.043	.026	.047	.030	.018	.027	.018	.011	.009	.006	.004		
10.0	.075	.046	.026	.065	.040	.023	.045	.028	.016	.026	.016	.010	.008	.005	.003		

C Range: 0 - 360DEG
C Interval: 30.0DEG
Test Speed: HIGH
Temperature:25.3℃
Operators:zoe
Test Date:2025-01-02

Range: 0 - 180DEG
Interval: 1.0DEG
Test System:EVERFINE GO-SPEX500_V1 SYSTEM V2.00.461
Humidity:65.0%
Test Distance:3.160m [K=1.0000]
Remarks: LAMP:BXRE-30G10TH-A-83 Ra:90
LENS:PM-0132B 36R
NOT DRIVER:48V
30minutes warm-up

UGR(Unified Glare Rating) Table

Test:U:47.997V I:0.3090A P:14.831W PF:1.0000 Freq:49.99Hz Lamp Flux:1994.65x1 lm										
NAME: OZ48-SA-HE-64					TYPE:			WEIGHT:		
SPEC.: 3000K					DIM.:			SERIAL No.: 2501020007		
MFR.: RISE					SUR.: 0.002826m2			Shielding Angle:		
ceiling/cavity	0.7	0.7	0.5	0.5	0.3	0.7	0.7	0.5	0.5	0.3
walls	0.5	0.3	0.5	0.3	0.3	0.5	0.3	0.5	0.3	0.3
working plane	0.2	0.2	0.2	0.2	0.2	0.2	0.2	0.2	0.2	0.2
Room dimensions	Viewed crosswise					Viewed endwise				
x = 2H y = 2H	12.7	13.5	13.0	13.7	13.8	12.8	13.6	13.1	13.8	13.9
3H	12.8	13.5	13.0	13.7	13.9	12.9	13.6	13.1	13.8	14.0
4H	12.7	13.4	12.9	13.6	13.8	12.8	13.5	13.1	13.7	13.9
6H	12.6	13.2	12.9	13.5	13.7	12.7	13.3	13.0	13.6	13.8
8H	12.6	13.2	12.9	13.4	13.7	12.7	13.3	13.0	13.5	13.8
12H	12.5	13.1	12.8	13.4	13.6	12.6	13.2	12.9	13.5	13.7
4H 2H	12.8	13.5	13.1	13.7	13.9	12.9	13.6	13.2	13.8	14.0
3H	12.8	13.4	13.1	13.7	13.9	12.9	13.5	13.2	13.8	14.0
4H	12.7	13.3	13.1	13.6	13.9	12.8	13.4	13.2	13.7	14.0
6H	12.6	13.1	13.0	13.4	13.8	12.7	13.2	13.1	13.5	13.9
8H	12.6	13.0	13.0	13.4	13.7	12.7	13.1	13.1	13.5	13.8
12H	12.5	12.9	12.9	13.3	13.7	12.6	13.0	13.0	13.4	13.8
8H 4H	12.6	13.0	13.0	13.4	13.7	12.7	13.1	13.1	13.5	13.8
6H	12.5	12.8	12.9	13.2	13.7	12.6	12.9	13.0	13.3	13.8
8H	12.4	12.7	12.9	13.2	13.6	12.5	12.8	13.0	13.3	13.7
12H	12.4	12.6	12.8	13.1	13.6	12.5	12.7	12.9	13.2	13.7
12H 4H	12.5	12.9	12.9	13.3	13.7	12.6	13.0	13.0	13.4	13.8
6H	12.4	12.7	12.9	13.2	13.6	12.5	12.8	13.0	13.3	13.7
8H	12.4	12.6	12.8	13.1	13.6	12.5	12.7	12.9	13.2	13.7
Variations with the observer position at spacings(CIE Pub.117):										
S = 1.0H	+ 1.0 / - 1.7					+ 1.0 / - 1.5				
1.5H	+ 1.1 / - 0.8					+ 1.1 / - 0.9				
2.0H	+ 1.8 / - 3.5					+ 1.8 / - 3.5				

CIE Pub.117, 1995 lm Total Lamp Luminous Flux Correct ($8\log(F/F_0) = 2.4$)
Area: 0.002826 m2

C Range: 0 - 360DEG
C Interval: 30.0DEG
Test Speed: HIGH
Temperature:25.3℃
Operators:zoe
Test Date:2025-01-02

Range: 0 - 180DEG
Interval: 1.0DEG
Test System:EVERFINE GO-SPEX500_V1 SYSTEM V2.00.461
Humidity:65.0%
Test Distance:3.160m [K=1.0000]
Remarks: LAMP:BXRE-30G10TH-A-83 Ra:90
LENS:PM-0132B 36R
NOT DRIVER:48V
30minutes warm-up

UTILIZATION FACTORS TABLE

Test:U:47.997V I:0.3090A P:14.831W PF:1.0000 Freq:49.99Hz Lamp Flux:1994.65x1 lm		
NAME: OZ48-SA-HE-64	TYPE:	WEIGHT:
SPEC.: 3000K	DIM.:	SERIAL No.: 2501020007
MFR.: RISE	SUR.: 0.002826m2	Shielding Angle:

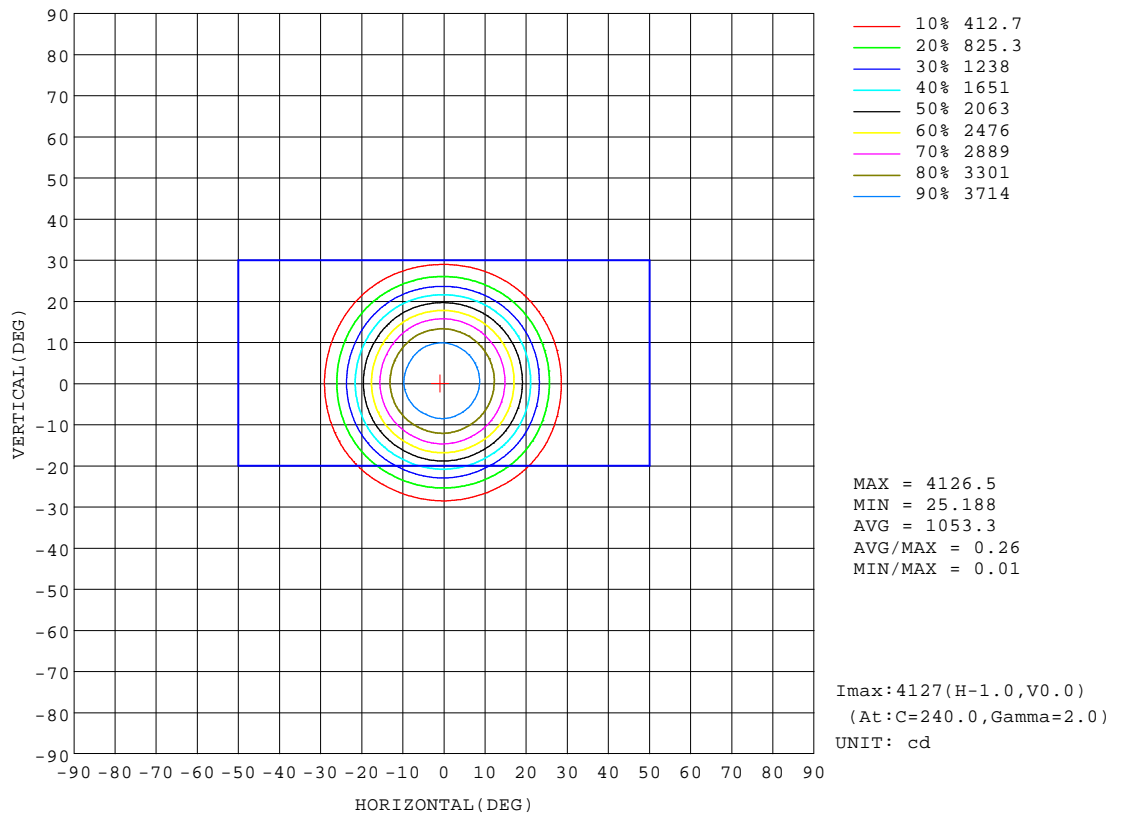
REFLECTANCE										
Ceiling	0.8	0.8	0.8	0.7	0.7	0.7	0.5	0.5	0.5	0
Walls	0.7	0.5	0.3	0.7	0.5	0.3	0.7	0.5	0.3	0
Working plane	0.2	0.2	0.2	0.2	0.2	0.2	0.2	0.2	0.2	0
ROOM INDEX	UTILIZATION FACTORS(PERCENT) $k(RI) \times RCR = 5$									
k = 0.60	78	72	69	77	72	69	77	72	69	66
0.80	84	79	76	84	79	76	83	78	76	73
1.00	88	83	80	87	83	80	86	83	79	76
1.25	91	87	84	90	86	84	89	85	83	79
1.50	93	89	87	92	89	86	90	88	85	82
2.00	96	92	89	94	91	89	92	89	87	83
2.50	97	94	91	96	93	90	93	91	89	84
3.00	98	95	93	97	94	92	94	92	90	85
4.00	100	98	96	98	96	95	95	93	92	86
5.00	101	99	98	99	98	96	96	95	94	87
ROOM INDEX	UF(total)									Direct
According to DIN EN 13032-2 2004			Suspended					SHRNOM = 1.25		

C Range: 0 - 360DEG
C Interval: 30.0DEG
Test Speed: HIGH
Temperature:25.3℃
Operators:zoe
Test Date:2025-01-02

Range: 0 - 180DEG
Interval: 1.0DEG
Test System:EVERFINE GO-SPEX500_V1 SYSTEM V2.00.461
Humidity:65.0%
Test Distance:3.160m [K=1.0000]
Remarks: LAMP:BXRE-30G10TH-A-83 Ra:90
LENS:PM-0132B 36R
NOT DRIVER:48V
30minutes warm-up

ISOCANDELA DIAGRAM

Test:U:47.997V I:0.3090A P:14.831W PF:1.0000 Freq:49.99Hz Lamp Flux:1994.65x1 lm		
NAME: OZ48-SA-HE-64	TYPE:	WEIGHT:
SPEC.: 3000K	DIM.:	SERIAL No.: 2501020007
MFR.: RISE	SUR.: 0.002826m2	Shielding Angle:

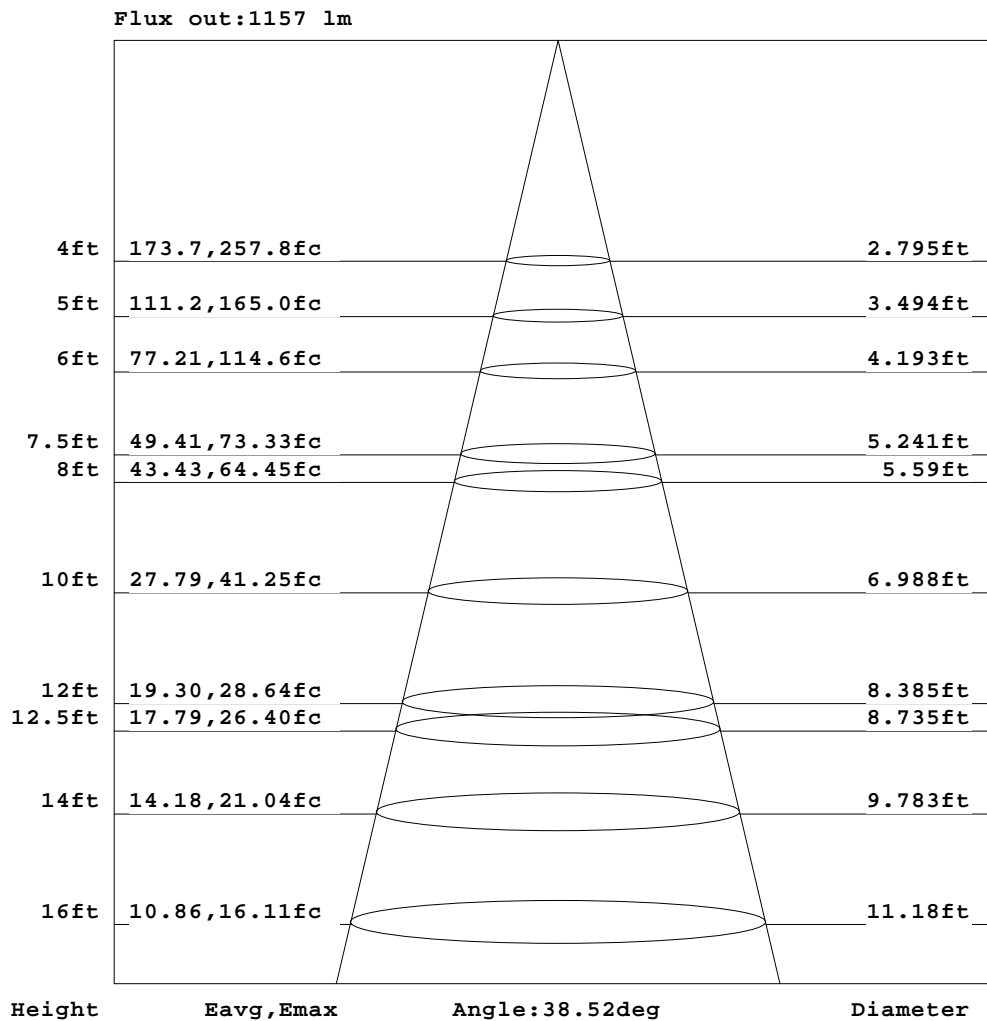


C Range: 0 - 360DEG
C Interval: 30.0DEG
Test Speed: HIGH
Temperature:25.3℃
Operators:zoe
Test Date:2025-01-02

Range: 0 - 180DEG
Interval: 1.0DEG
Test System:EVERFINE GO-SPEX500_V1 SYSTEM V2.00.461
Humidity:65.0%
Test Distance:3.160m [K=1.0000]
Remarks: LAMP:BXRE-30G10TH-A-83 Ra:90
LENS:PM-0132B 36R
NOT DRIVER:48V
30minutes warm-up

AAI Figure

Test:U:47.997V I:0.3090A P:14.831W PF:1.0000 Freq:49.99Hz Lamp Flux:1994.65x1 lm		
NAME: OZ48-SA-HE-64	TYPE:	WEIGHT:
SPEC.: 3000K	DIM.:	SERIAL No.: 2501020007
MFR.: RISE	SUR.: 0.002826m2	Shielding Angle:



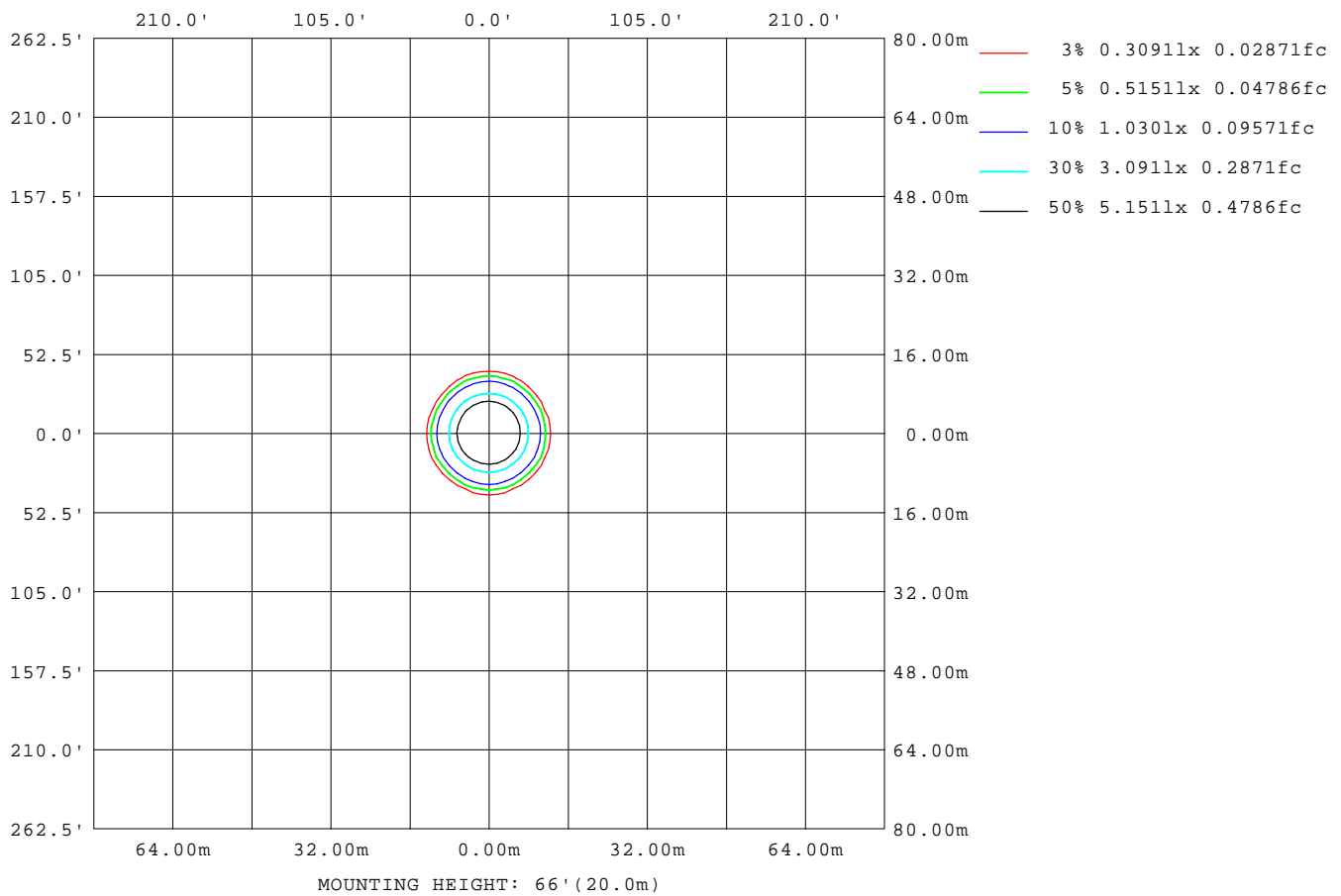
Note: The Curves indicate the illuminated area and the average illumination when the luminaire is at different distance.

C Range: 0 - 360DEG
C Interval: 30.0DEG
Test Speed: HIGH
Temperature: 25.3 °C
Operators: zoe
Test Date: 2025-01-02

Range: 0 - 180DEG
Interval: 1.0DEG
Test System: EVERFINE GO-SPEX500_V1 SYSTEM V2.00.461
Humidity: 65.0%
Test Distance: 3.160m [K=1.0000]
Remarks: LAMP: BXRE-30G10TH-A-83 Ra: 90
LENS: PM-0132B 36R
NOT DRIVER: 48V
30minutes warm-up

ISOLUX DIAGRAM

Test:U:47.997V I:0.3090A P:14.831W PF:1.0000 Freq:49.99Hz Lamp Flux:1994.65x1 lm		
NAME: OZ48-SA-HE-64	TYPE:	WEIGHT:
SPEC.: 3000K	DIM.:	SERIAL No.: 2501020007
MFR.: RISE	SUR.: 0.002826m2	Shielding Angle:



C Range: 0 - 360DEG
C Interval: 30.0DEG
Test Speed: HIGH
Temperature:25.3℃
Operators:zoe
Test Date:2025-01-02

Range: 0 - 180DEG
Interval: 1.0DEG
Test System:EVERFINE GO-SPEX500_V1 SYSTEM V2.00.461
Humidity:65.0%
Test Distance:3.160m [K=1.0000]
Remarks: LAMP:BXRE-30G10TH-A-83 Ra:90
LENS:PM-0132B 36R
NOT DRIVER:48V
30minutes warm-up

LED Avg.L Report

Test:U:47.997V I:0.3090A P:14.831W PF:1.0000 Freq:49.99Hz Lamp Flux:1994.65x1 lm		
NAME: OZ48-SA-HE-64	TYPE:	WEIGHT:
SPEC.: 3000K	DIM.:	SERIAL No.: 2501020007
MFR.: RISE	SUR.: 0.002826m2	Shielding Angle:

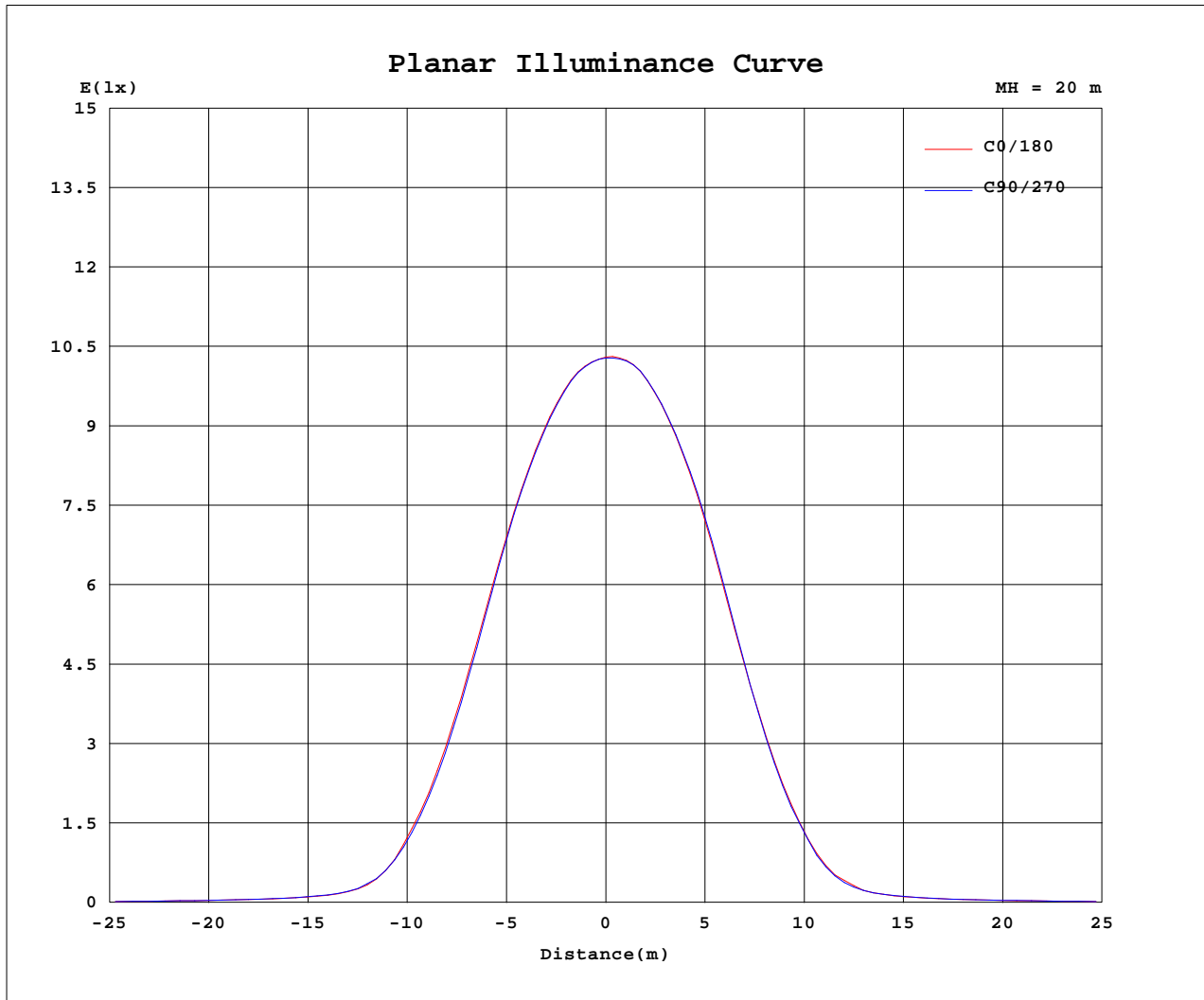
AvgL	cd/m2
L_0~180(65)av	6779
L_0~180(75)av	367
L_0~180(85)av	283
L_90~270(65)av	7134
L_90~270(75)av	377
L_90~270(85)av	265
L_45(65)av	6952
L_45(75)av	343
L_45(85)av	195

Standard: GB/T 29293-2012

C Range: 0 - 360DEG
C Interval: 30.0DEG
Test Speed: HIGH
Temperature:25.3℃
Operators:zoe
Test Date:2025-01-02

Range: 0 - 180DEG
Interval: 1.0DEG
Test System:EVERFINE GO-SPEX500_V1 SYSTEM V2.00.461
Humidity:65.0%
Test Distance:3.160m [K=1.0000]
Remarks: LAMP:BXRE-30G10TH-A-83 Ra:90
LENS:PM-0132B 36R
NOT DRIVER:48V
30minutes warm-up

Planar Illuminance Curve



C Range: 0 - 360DEG
 C Interval: 30.0DEG
 Test Speed: HIGH
 Temperature: 25.3 °C
 Operators: zoe
 Test Date: 2025-01-02

Range: 0 - 180DEG
 Interval: 1.0DEG
 Test System: EVERFINE GO-SPEX500_V1 SYSTEM V2.00.461
 Humidity: 65.0%
 Test Distance: 3.160m [K=1.0000]
 Remarks: LAMP: BXRE-30G10TH-A-83 Ra: 90
 LENS: PM-0132B 36R
 NOT DRIVER: 48V
 30minutes warm-up



LUMINOUS DISTRIBUTION INTENSITY DATA

Test:U:47.997V I:0.3090A P:14.831W PF:1.0000 Freq:49.99Hz Lamp Flux:1994.65x1 lm		
NAME: OZ48-SA-HE-64	TYPE:	WEIGHT:
SPEC.: 3000K	DIM.:	SERIAL No.: 2501020007
MFR.: RISE	SUR.: 0.002826m2	Shielding Angle:

Table--1

UNIT: cd

C(DEG) (DEG)	0	30	60	90	120	150	180	210	240	270	300	330						
0	4116	4116	4116	4116	4116	4116	4116	4116	4116	4116	4116	4116						
5	3988	3979	3978	3989	4011	4036	4055	4071	4081	4064	4034	4005						
10	3575	3545	3533	3565	3585	3642	3687	3694	3721	3703	3656	3610						
15	2857	2816	2796	2836	2858	2935	2992	3002	3042	3027	2970	2906						
20	1869	1834	1785	1827	1837	1924	1982	1978	2020	1988	1954	1910						
25	922	901	866	887	897	962	1003	993	1010	980	964	941						
30	276	278	264	281	264	302	321	301	314	312	296	273						
35	104	107	105	108	104	108	114	110	115	114	107	102						
40	64.0	66.6	66.5	66.3	65.6	67.0	67.4	67.3	71.1	68.2	65.5	63.2						
45	48.0	49.7	49.8	49.5	48.5	49.6	49.5	49.8	51.6	51.2	48.2	47.7						
50	36.5	37.7	38.1	38.0	37.3	37.4	37.3	37.6	38.5	38.2	37.0	36.3						
55	27.6	28.7	29.0	29.0	28.3	28.1	27.7	27.6	28.4	28.2	27.7	27.3						
60	16.2	17.4	17.0	17.7	16.4	15.9	15.5	15.3	16.0	16.0	16.0	15.7						
65	8.31	8.52	8.68	8.77	8.70	8.22	7.89	7.78	8.14	8.27	8.26	8.13						
70	3.07	3.35	3.44	3.54	3.53	3.24	2.88	2.94	3.09	3.08	3.17	3.11						
75	0.29	0.31	0.29	0.31	0.27	0.26	0.25	0.23	0.21	0.24	0.23	0.24						
80	0.09	0.07	0.08	0.09	0.08	0.08	0.08	0.07	0.06	0.08	0.06	0.06						
85	0.07	0.05	0.06	0.07	0.05	0.05	0.06	0.05	0.05	0.06	0.05	0.05						
90	0.00	0.00	0.00	0.00	0.00	0.00	0.00	0.00	0.00	0.00	0.00	0.00						
95	0.00	0.00	0.00	0.00	0.00	0.00	0.00	0.00	0.00	0.00	0.00	0.00						
100	0.00	0.00	0.00	0.00	0.00	0.00	0.00	0.00	0.00	0.00	0.00	0.00						
105	0.00	0.00	0.00	0.00	0.00	0.00	0.00	0.00	0.00	0.00	0.00	0.00						
110	0.00	0.00	0.00	0.00	0.00	0.00	0.00	0.00	0.00	0.00	0.00	0.00						
115	0.00	0.00	0.00	0.00	0.00	0.00	0.00	0.00	0.00	0.00	0.00	0.00						
120	0.00	0.00	0.00	0.00	0.00	0.00	0.00	0.00	0.00	0.00	0.00	0.00						
125	0.00	0.00	0.00	0.00	0.00	0.00	0.00	0.00	0.00	0.00	0.00	0.00						
130	0.00	0.00	0.00	0.00	0.00	0.00	0.00	0.00	0.00	0.00	0.00	0.00						
135	0.00	0.00	0.00	0.00	0.00	0.00	0.00	0.00	0.00	0.00	0.00	0.00						
140	0.00	0.00	0.00	0.00	0.00	0.00	0.00	0.00	0.00	0.00	0.00	0.00						
145	0.00	0.00	0.00	0.00	0.00	0.00	0.00	0.00	0.00	0.00	0.00	0.00						
150	0.00	0.00	0.00	0.00	0.00	0.00	0.00	0.00	0.00	0.00	0.00	0.00						
155	0.00	0.00	0.00	0.00	0.00	0.00	0.00	0.00	0.00	0.00	0.00	0.00						
160	0.00	0.00	0.00	0.00	0.00	0.00	0.00	0.00	0.00	0.00	0.00	0.00						
165	0.00	0.00	0.00	0.00	0.00	0.00	0.00	0.00	0.00	0.00	0.00	0.00						
170	0.00	0.00	0.00	0.00	0.00	0.00	0.00	0.00	0.00	0.00	0.00	0.00						
175	0.00	0.00	0.00	0.00	0.00	0.00	0.00	0.00	0.00	0.00	0.00	0.00						
180	0.00	0.00	0.00	0.00	0.00	0.00	0.00	0.00	0.00	0.00	0.00	0.00						

C Range: 0 - 360DEG
C Interval: 30.0DEG
Test Speed: HIGH
Temperature:25.3℃
Operators:zoe
Test Date:2025-01-02

Range: 0 - 180DEG
Interval: 1.0DEG
Test System:EVERFINE GO-SPEX500_V1 SYSTEM V2.00.461
Humidity:65.0%
Test Distance:3.160m [K=1.0000]
Remarks: LAMP:BXRE-30G10TH-A-83 Ra:90
LENS:PM-0132B 36R
NOT DRIVER:48V
30minutes warm-up